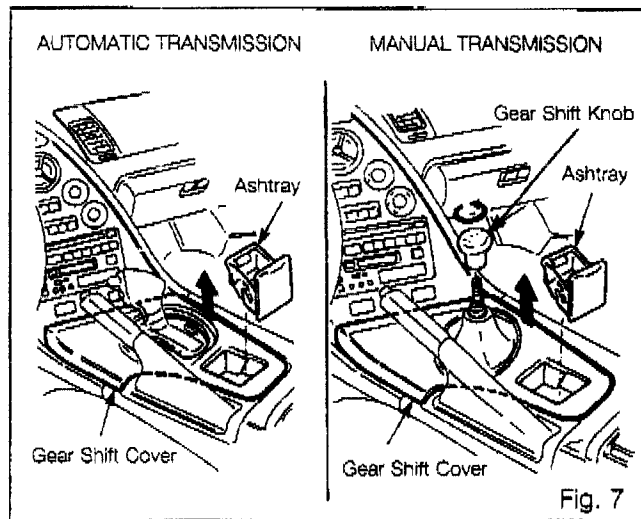


FOR A/T VEHICLES

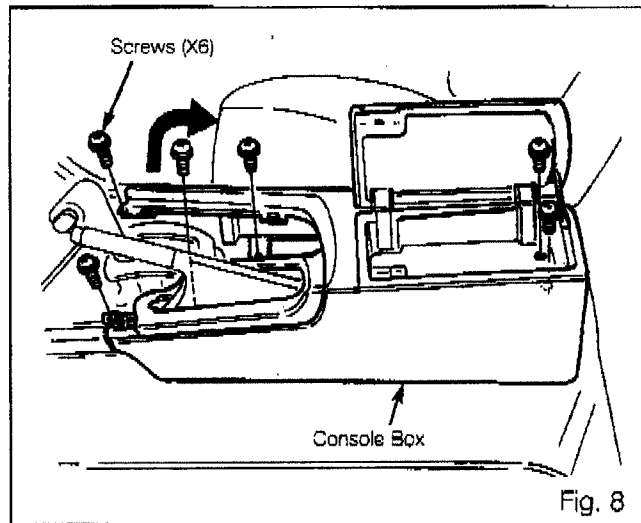
(7) Remove the ash tray and the gear shift cover.
Fig 7

FOR M/T VEHICLES

(7) Remove the gear shift knob, the ash tray, and
the gear shift cover. Fig 7

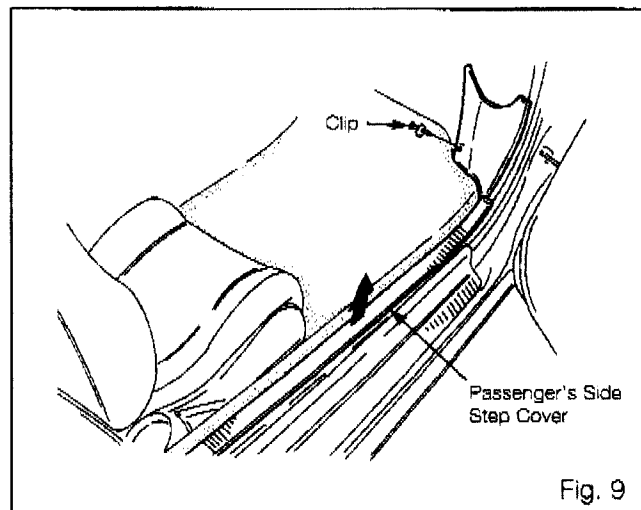


(8) Remove the center console. (6 screws) Fig 8



(9) A) Remove the passenger's side step cover.
Fig 9

B) Remove the passenger's side cowl cover.
(clip) Fig 9



KEYLESS ENTRY SYSTEM
• SUPRA M/TDS •