

- (8) A) Route the RS3000 harness' 4P and two 10P ECU connectors past the gear shifter as shown. Fig 32
- B) Route the GRAY Antenna wire toward the driver's side of the vehicle. Fig 32

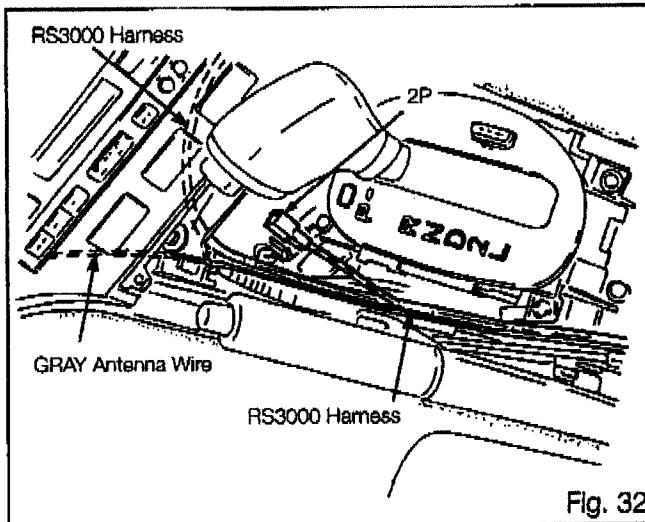


Fig. 32

- (9) Route the RS3000 harness' 4P and two 10P ECU connectors back toward the airbag ECU as shown. Fig 33

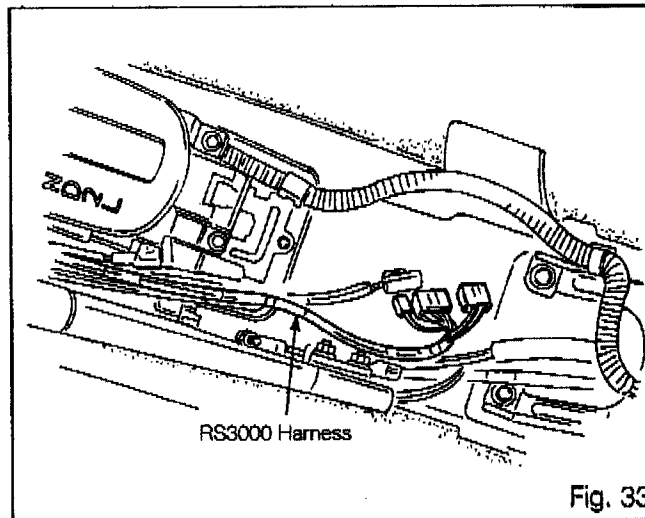


Fig. 33

- (10) Continue routing the GRAY Antenna wire under the edge of the instrument panel on the driver's side of the vehicle, and secure it to the vehicle's wire harness with one medium wire tie as shown. Fig 34

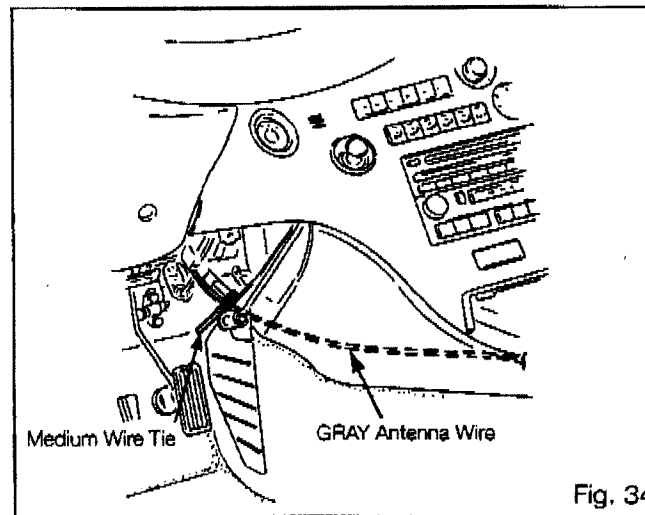


Fig. 34