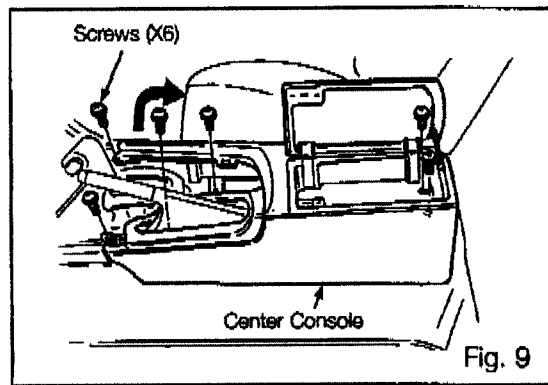
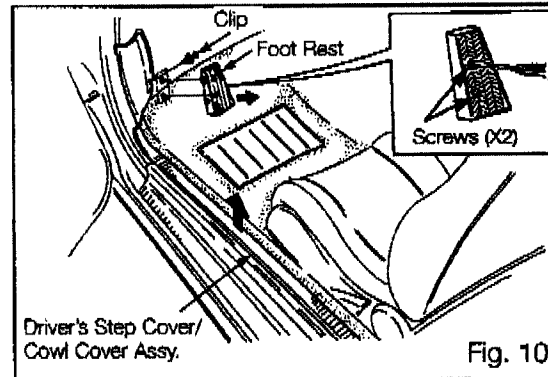


(9) Remove the center console. (6 screws) Fig 9



(10) A) Remove the driver's foot rest. (2 screws)
Fig 10

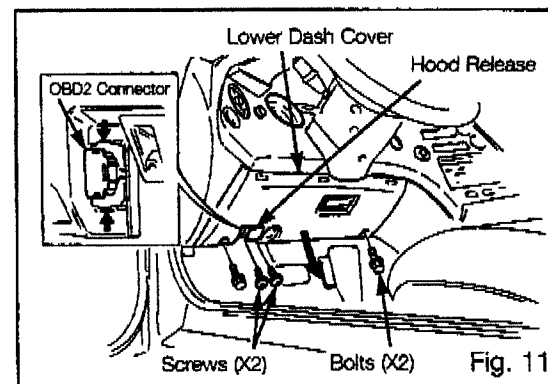
B) Remove the driver's step cover/cowl cover assembly. (1 clip) Fig 10



(11) A) Remove the hood release. (2 screws) Fig 11

B) Drop the driver's lower dash cover. (2 bolts)
Fig 11

C) Remove the OBD2 connector from the cover.
Fig 11



(12) A) Turn over the driver's lower dash cover.
Fig 12

B) Remove the DIAGNOSIS connector from the cover. Fig 12

