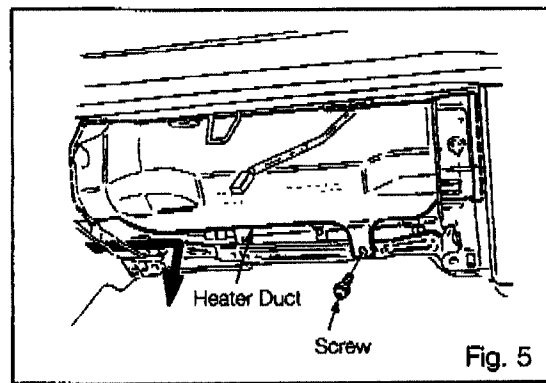
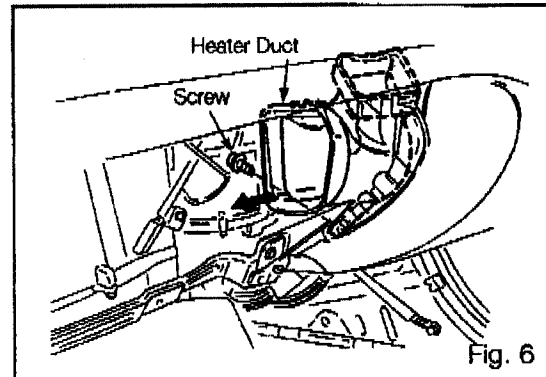


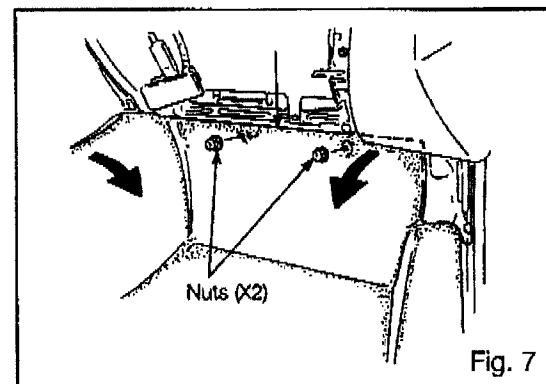
- (5) Remove the passenger's center heater duct.
(1 screw) Fig 5



- (6) Remove the passenger's right heater duct.
(1 screw) Fig 6



- (7) Peel down the passenger's floor carpet.
(2 nuts) Fig 7



FOR A/T VEHICLES

- (8) Remove the ash tray and the gear shift cover.
Fig 8

FOR M/T VEHICLES

- (8) Remove the gear shift knob, the ash tray, and the gear shift cover. Fig 8

