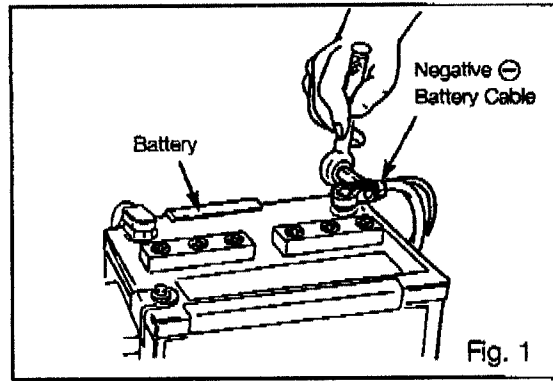
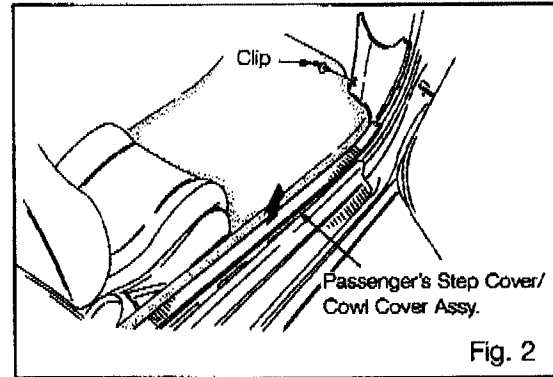


VEHICLE DISASSEMBLY

(1) Remove the negative battery cable. Fig 1

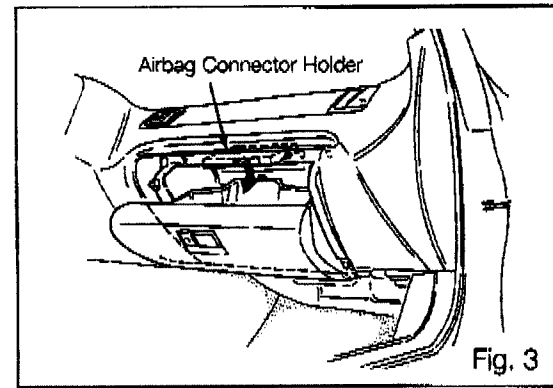


(2) Remove the passenger's step cover/cowl cover assembly. (1 clip) Fig 2



(3) Loosen and drop the airbag connector holder into the glove box. Fig 3

CAUTION
DO NOT DISCONNECT THE AIRBAG CONNECTORS.



(4) Remove the glove box assembly. (4 screws) Fig 4

